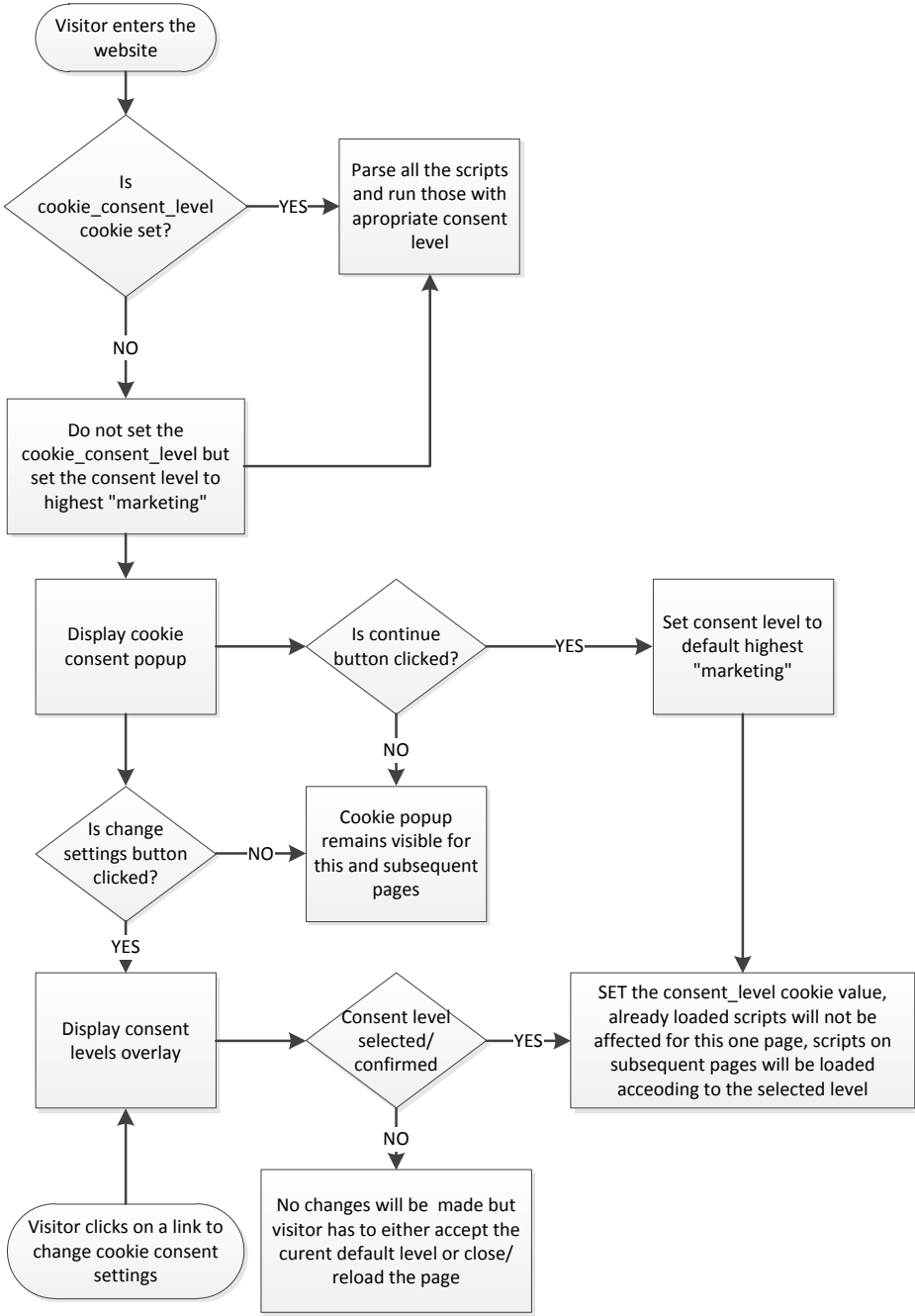


GDPR UKC website changes

Process flow

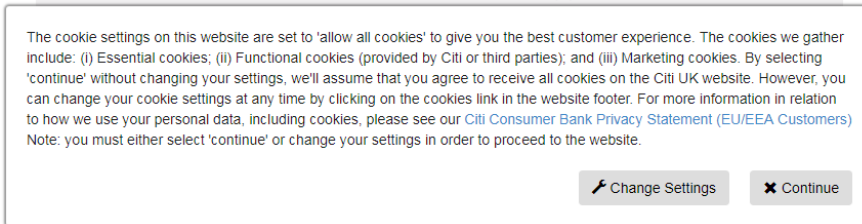


DEMO Page

<https://uatukmarketingsandbox1.citibank.co.uk/personal/tech-demo.do>

Popup control

The cookie consent popup is displayed in the bottom of the page every time (for every page) until the "continue" button is clicked which will set the "cookie_consent_level" cookie with default level or the appropriate level is selected and "confirm your settings" button is clicked on the settings overlay screen



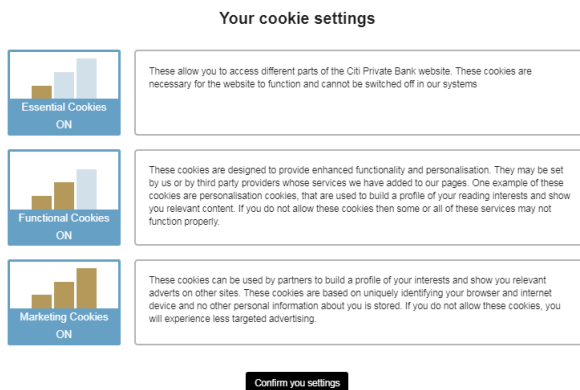
Overlay control

To open the settings overlay from a link, the link has to have the following id: "edit-cookieconsent-settings"

```
<a href="#" id="edit-cookieconsent-settings">Click here to change your cookie settings</a>
```

Consent levels

- [1] essential
- [2] functional
- [3] marketing (default)



"cookie_consent_level" cookie

The cookie name to that controls the mechanism is "cookie_consent_level"

The default values for that cookie are

- Value: [consent level]
- Expires/Max-Age: 1 year

	Name	Value	Domain	Path	Expires / Max-Age	Size	HTTP	Secure	SameSite
Manifest									
Service Worker									
Clear storage									
Storage									
Local Storage									
Session Storage									
IndexedDB									
Web SQL									
Cookies									
https://uatul									
https://bid.g									
	SC_LINKS	%5B%5B%5D...	.citibank.co.uk	/	1969-12-31T23:59:59.000Z	21			
	Selected_CreditCard	%7B%22produc...	uatukmarketingsand...	/	1969-12-31T23:59:59.000Z	160			
	SiteCatCookie_UK	CookieEmptied	.citibank.co.uk	/	1969-12-31T23:59:59.000Z	29			
	ThankyoupageUrl	%22%2Fcb-kan...	uatukmarketingsand...	/	1969-12-31T23:59:59.000Z	55			
	_cfduid	d9b995a955cdc...	.rawgit.com	/	2019-03-04T23:21:04.936Z	51	✓	✓	
	_ga	GA1.3.3785178...	.citibank.co.uk	/	2020-04-22T08:25:41.000Z	29			
	_uet6c4750cd		.citibank.co.uk	/	2018-05-14T12:52:52.000Z	19			
	cookie_consent_level	functional	uatukmarketingsand...	/	2019-05-14T12:22:52.000Z	30			
	s_cc	true	.citibank.co.uk	/	1969-12-31T23:59:59.000Z	8			
	s_fid	40E464ED7CC2...	.citibank.co.uk	/	2023-05-14T12:52:24.000Z	38			
	s_gpv_pageName	UK%7Cpersonal...	.citibank.co.uk	/	2018-05-14T13:22:24.000Z	42			
	s_avo v2	UKWSUBAENU...	.citibank.co.uk	/	1969-12-31T23:59:59.000Z	25			

Implementation

Each script that creates or uses cookies, makes server requests that creates and send cookies has to be modified so that it can be controlled by the mechanism.

Each script has to have the type changed to

```
type='text/plain'
```

as well as it has to have an additional "cookieconsent-level" data attribute created that indicates one of the consent levels for example:

```
cookieconsent-level='marketing'
```

Below are two examples about how to modify <script> tags that load JS files and the <script> tags that execute codes directly on the page:

External /js files

```
<script type='text/plain' cookieconsent-level='marketing'  
src="https://uatukmarketingsandbox1.citibank.co.uk/static/js/testGDPR.js"></script>
```

Inline scripts

```
<!-- Success necessary -->
<script type="text/plain" cookieconsent-level="essential">
$.notify("essential level script executed", {autoHide: false, className: 'success'});
</script>
```

Different consent levels examples

essential

```
<!-- Success necessary -->
<script type="text/plain" cookieconsent-level="essential">
$.notify("essentiallevel script executed", {autoHide: false, className: 'success'});
</script>
```

functional

```
<!-- Info functional -->
<script type="text/plain" cookieconsent-level="functional">
$.notify("functional level script executed", {autoHide: false, className: 'info'});
</script>
```

marketing

```
<!-- Warning tracking -->
<script type="text/plain" cookieconsent-level="marketing">
$.notify("marketingscript executed", {autoHide: false, className: 'warn'});
</script>
```